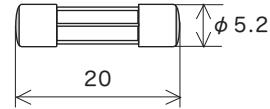
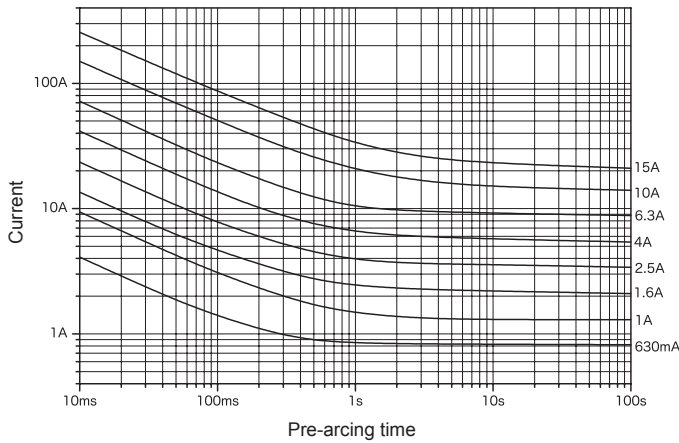


Representative pre-arcing time-current characteristics



Scale: 1/1 (mm)

Rated voltage	Certification	Rated current (I <sub>N</sub> ) *1	Rated breaking current		Temp. rise	Current carrying capacity	Overload operation
AC 250 V	UL SP	62 mA–3 A	100 A	PF 0.7–0.8	70 K or less at 1.1 I <sub>N</sub>	1.1 I <sub>N</sub> for 15 min or more after temperature stabilization occurs	Within 60 min at 1.35 I <sub>N</sub> Within 2 min at 2.0 I <sub>N</sub>
	RU	Over 3 A–15 A			70 K or less at 1.0 I <sub>N</sub>	1.0 I <sub>N</sub> for 15 min or more after temperature stabilization occurs	

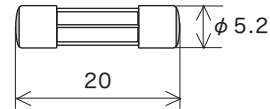
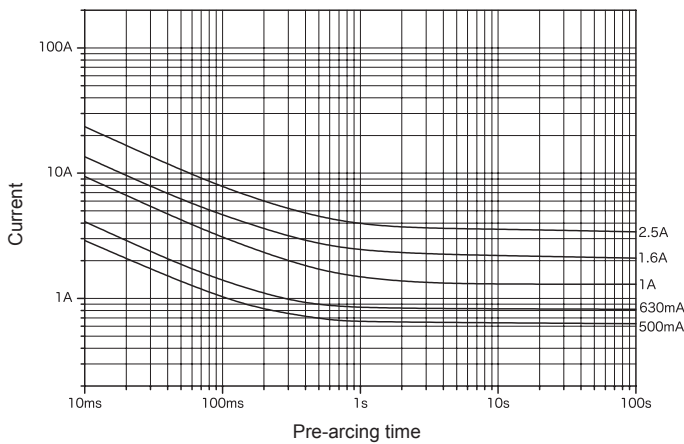
\*1: Customer-requested rated current values can be supplied from within the given range.

\*2: 62 mA–8 A Pb free

Over 8 A–15 A This product uses high melting temperature type solder containing 85% by weight or more lead. This type of solder is exempted from the RoHS Directive.

# MQ4 N1

Representative pre-arcing time-current characteristics



Scale: 1/1 (mm)

Rated voltage	Certification	Rated current (I <sub>N</sub> ) *1	Rated breaking current		Temp. rise	Current carrying capacity	Overload operation
AC 250 V	UL SP	62 mA–3 A	100 A	PF 0.7–0.8	70 K or less at 1.1 I <sub>N</sub>	1.1 I <sub>N</sub> for 15 min or more after temperature stabilization occurs	Within 60 min at 1.35 I <sub>N</sub> Within 2 min at 2.0 I <sub>N</sub>
	PS E *2				At 1.1 I <sub>N</sub> , 140 K or less at the center, 60 K or less at the contact	1.1 I <sub>N</sub> until constant temperature is obtained on each part	

\*1: Customer-requested rated current values can be supplied from within the given range.

\*2: Fuses with rated currents of less than 1 A are not considered electrical products per the Electrical Appliance and Material Safety Law.