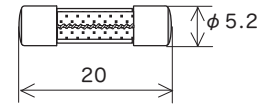
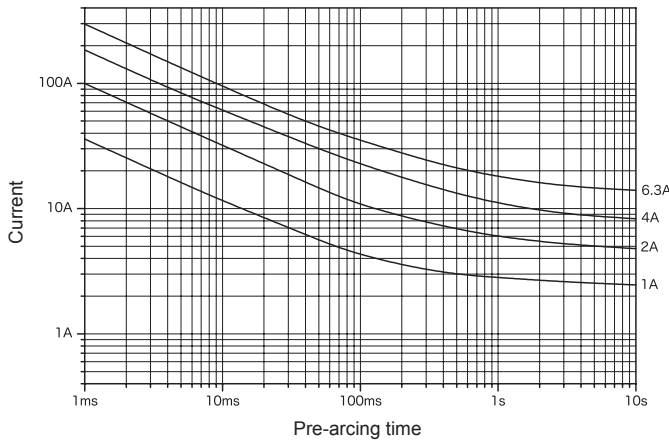


Representative pre-arcing time-current characteristics



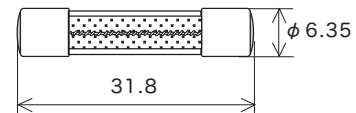
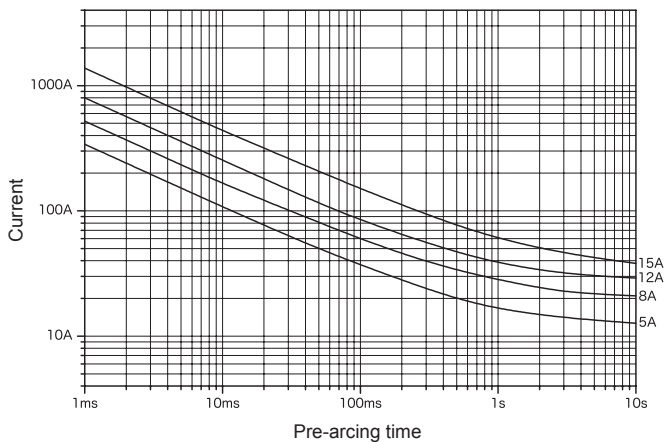
Scale: 1/1 (mm)

Rated voltage	Certification	Rated current (I _N) *1	Rated breaking current	Temp. rise	Current carrying capacity	Overload operation
AC 380 V		1 A–6.3 A	500 A	Resistive circuit	75 K or less at 1.0 I _N	1.0 I _N until temperature stabilization occurs
AC 300 V				PF 0.7–0.8	At 1.0 I _N , 140 K or less at the center, 60 K or less at the contact	

*1: Customer-requested rated current values can be supplied from within the given range.

*2: This product uses high melting temperature type solder containing 85% by weight or more lead. This type of solder is exempted from the RoHS Directive.

Representative pre-arcing time-current characteristics



Scale: 1/1 (mm)

Rated voltage	Certification	Rated current (I _N) *1	Rated breaking current	Temp. rise	Current carrying capacity	Overload operation
AC 500 V		1 A–10 A	500 A	75 K or less at 1.0 I _N	1.0 I _N until temperature stabilization occurs	Within 60 min at 2.1 I _N
AC 380 V		Over 10 A–20 A				
AC 300 V		1 A–20 A		PF 0.7–0.8	–	

*1: Customer-requested rated current values can be supplied from within the given range.

*2: 1 A–6.3 A Pb free
Over 6.3 A–20 A This product uses high melting temperature type solder containing 85% by weight or more lead. This type of solder is exempted from the RoHS Directive.